



*Lancaster Legacy*  
SIMPLY CRAFTED

FINE DINING



# Lancaster Legacy

---

## SIMPLY CRAFTED

**NOTHING CAN BRING WARMTH AND BEAUTY** to your home as easily as handcrafted furniture. Our collections feature a full range of styles—all built from solid woods with attention to every detail. Choose from our Legacy collection with its classic looks and inspired designs. Enjoy the elegance of our Queen Anne collection or the charm of our cozy Country style pieces. Celebrate timeless simplicity with our Shaker and Mission collections. Or add sophistication to your décor with our Transitional designs. All crafted with care—for beauty and style to last a lifetime.

# Table of Contents


<b>Legacy</b> .....	4
<b>Transitional</b> .....	34
<b>Shaker</b> .....	58
<b>Mission</b> .....	74
<b>Queen Anne</b> .....	92
<b>Country</b> .....	98
<b>Kitchen Islands</b> .....	116
<b>Kitchen Accessories</b> .....	122
<b>Chairs</b> at a Glance .....	124
<b>Bar Chairs</b> at a Glance .....	130
<b>Bar Stools</b> at a Glance .....	131
<b>Tables</b> at a Glance .....	132
<b>Gathering Tables</b> at a Glance .....	136
<b>Tables Styles, Options &amp; Features</b> .....	138
<b>Hutches</b> at a Glance .....	140
<b>Corner Hutches</b> at a Glance .....	143
<b>Buffets</b> at a Glance .....	144
<b>Servers &amp; Sideboards</b> at a Glance .....	145
<b>Hutch Options</b> .....	146
<b>Door &amp; Drawer Styles</b> .....	147
<b>Stain Options</b> .....	148
<b>Paint Options</b> .....	149
<b>Distressed Finishes</b> .....	150
<b>Hardware</b> .....	152
<b>Wood Care Guide</b> .....	154
<b>Warranty</b> .....	155
<b>Simply Crafted Quality</b> .....	156



*Kegac*







**EXPLORE OUR COLLECTION** of unique designs inspired by furniture styles throughout the world. Classic, casual pieces with a bit of flair. Rich woods in a palette of stains and finishes.

Gorgeous looks that set the perfect tone for your home – and your lifestyle.

*Lancaster Legacy*  
SIMPLY CRAFTED





# Hartford

**THE HARTFORD COLLECTION** A washed finish and big, beautifully-carved details make this collection perfect for gathering friends and family any time of day.



**#768**  
**Provence Side**  
20¾" w x 21½" d x 40" h

**#769**  
**Provence Arm**  
20¾" w x 21½" d x 40" h



**#936 Series**  
**Hartford**  
**Double Pedestal**



**#326**  
**Hartford Buffet**  
74" w x 19½" d x 34¼" h



**#325**  
**Hartford Hutch**  
76½" w x 19½" d x 83½" h

Shown in Brown Maple with Finish #25-H2RGB Michael's and Taupe  
Seats shown in #98174 Jet Fabric





Cherish  
YESTERDAY  
Dream  
TOMORROW  
Live  
TODAY



# Hartford

**THE HARTFORD COLLECTION** With eye-catching details at every turn, this unique handcrafted design is perfect in any setting.



#432  
**Hartford Server**  
59"w x 19½"d x 42¼"h



#787  
**Hartford Arm**  
25"w x 18"d x 42"h

#786  
**Hartford Side**  
20"w x 18"d x 42"h



#934 Series  
**Hartford Table**

Shown in Brown Maple with Finish #SGTE  
Seats shown in #15-17 Birch Faux Leather





# Jasper

**THE JASPER COLLECTION** Warm and casual, featuring a rustic design with unique details – for a look that's both inviting and inspiring.



**#701  
Jasper Arm**  
25½" w x 17" d x 36" h



**#700  
Jasper Side**  
21" w x 17" d x 36" h



**#371  
Jasper Buffet**  
51" w x 19½" d x 33¾" h



**#902J Series  
Jasper Table**

**#370  
Jasper Buffet  
with Wrought Iron Top**  
51" w x 19½" d x 88¾" h







# Lexington

**THE LEXINGTON COLLECTION** The perfect combination to create a room that is casual yet distinctive. Beautiful leg detailing enhances the clean shape.



#707  
**Lexington Arm**  
22"w x 18"d x 42"h



#706  
**Lexington Side**  
18"w x 17"d x 42"h



#330  
**Lexington  
China Cabinet**  
48½"w x 19¼"d x 72"h



#901L Series  
**Lexington Table**



#332  
**Lexington Buffet**  
60"w x 19½"d x 42¼"h

Shown in Brown Maple with Finish #15-S2RG  
Special Walnut and Black





# Marshfield

**THE MARSHFIELD COLLECTION** Pull up the best seating in the house with this comfortable twist on traditional dining room furnishings. Unique carved legs and cabinet details add flair to the look.

---



#938 Series  
**Marshfield Table**



#636  
**Marshfield Side**  
18"w x 18"d x 46"h



#637  
**Marshfield Arm**  
22"w x 18"d x 46"h



#939 Series  
**Lazy Susan**  
(Optional)

Shown in Brown Maple with Finish #20-HSGB Special Walnut  
Seats and backs shown in #4-89 Wheat Fabric



#300  
**Marshfield  
China Cabinet**  
56"w x 23"d x 82½"h



#301  
**Marshfield  
China Buffet**  
51½"w x 20¾"d x 34¼"h



#305  
**Marshfield Buffet**  
66"w x 20¾"d x 34¼"h



# Marshfield

There's certainly nothing subtle about this handsome new design. With its attention-getting shape and bold details, Marshfield brings a strong sense of style to any dining room. Along with unique table and chair designs, Marshfield offers you a wide choice of accessory furnishings to give you plenty of options for storing and displaying everyday dishes, as well as collectibles and special occasion pieces.



#304  
**Marshfield Hutch**  
70½" w x 23" d x 86½" h



# Nantucket

**THE NANTUCKET COLLECTION** Brighten any décor, and add a whole lot of style to everyday living with the fresh look of this charming collection.

#776

**Concord Side**

18½" w x 18" d x 40" h



#415

**Nantucket Server**

54" w x 19" d x 42½" h



#904 Series

**Nantucket Table**

Shown in Brown Maple with Finish #15-S2G Michael's and Parchment







# Napolean

**THE NAPOLEAN COLLECTION** An ornate design that stops short of being fussy – to bring you everyday elegance and comfortable style.



#925 Series  
**Napolean Table**



#768  
**Provence Side**  
20¾" w x 21½" d x 40" h



#769  
**Provence Arm**  
23¾" w x 21½" d x 40" h



#1200N Series  
**Napolean**  
**Gathering Table**

#1158-2  
**24" Napolean**  
**Bar Chair**  
21¾" w x 17¼" d x 46½" h

Shown in Cherry with Finish #15-S2RG Sand Stone Paint and Special Walnut Stain





# Napolean

**THE NAPOLEAN COLLECTION** Thanks to hand-rubbed details and unique curves, this charming collection can warm up any space with casual style. Choose your favorite fabric to complement your décor.



#331  
**Lexington Hutch**  
63"w x 19½"d x 86¾"h



#758  
**Napolean Side**  
20¾"w x 21½"d x 40"h



#434  
**Lexington Side Board With Hutch Top**  
43½"w x 16½"d x 81"h



#925 Series  
**Napolean Table**



#433  
**Lexington Side Board**  
43½"w x 16½"d x 53¼"h

Shown in Brown Maple with Finish #25-HPRGB Black  
Seats shown in #10-16 Octavius Fabric





# Plantation

**THE PLANTATION COLLECTION** As inviting as a breezy summer day. A sturdy, solid design is lightened up with a fresh finish that's just right for casual living.



**#414**  
**Plantation Side Board**  
52½" w x 20½" d x 40" h  
Height with Backsplash 44"



**#902P Series**  
**Plantation Table**



**#778**  
**Plantation Side**  
20½" w x 17" d x 42" h



**#779**  
**Plantation Arm**  
23" w x 17" d x 42" h



**#254**  
**Plantation Hutch**  
63" w x 21" d x 80" h



**#232**  
**Plantation Corner Hutch**  
42½" w x 21" d x 82½" h

Shown in Hickory with Natural Finish





# Portland

**THE PORTLAND COLLECTION** A bold, rustic design featuring unique chair backs that deliver as much comfort as they do style.



**#5010**  
**Library Cabinet**  
78" w x 20" d x 90" h



**#797**  
**Portland Arm**  
25" w x 19" d x 41" h

**#796**  
**Portland Side**  
19" w x 19" d x 41" h



**#907 Series**  
**Portland Table**

Shown in Brown Maple with Finish #25-H2RGB  
Parchment Paint and Copper Stain on Cabinet  
Finish #20-HSGB Copper Stain on Table and Chairs





# Provence

**THE PROVENCE COLLECTION** Bring the perfect touch of elegance to your dining room with attention-getting style. Unique draw-leaf table expands for entertaining the admiring crowds.



#768  
**Provence Side**  
20¾" w x 21½" d x 40" h



#769  
**Provence Arm**  
23¾" w x 21½" d x 40" h



#921  
**Provence Draw Leaf Table**



Draw Leaf Feature

Shown in Cherry with Harvest Stain





# Vintage

**THE VINTAGE COLLECTION** The perfect combination of wood stain and paint highlights the casual style and comfort of this charming collection.



**#320  
Hartford China Cabinet**  
49"w x 19½"d x 55¼"h



Hidden drawer detail



**#708  
Vintage Side**  
18"w x 17"d x 42"h



**#709  
Vintage Arm**  
22"w x 18"d x 42"h



**#902V Series  
Vintage Table**

Shown in Brown Maple with Finish #15-S2GB  
Cottage Green Paint and S-14 Stain





# Wilmington

**THE WILMINGTON COLLECTION** Big and bold, with a no-nonsense attitude, this handsome collection brings practical elegance to any décor.



#703  
**Wilmington Arm**  
24"w x 17"d x 36"h



#702  
**Wilmington Side**  
20"w x 17"d x 36"h



#355  
**Wilmington Hutch**  
59½"w x 19"d x 81"h



#940 Series  
**Wilmington Table**



Chair seat detail



Table top detail

Shown in Rustic Cherry with Finish #20-HSGB Copper

*Transitional*





**UPDATED CLASSICS**— with a twist! Our Transitional collection offers a blend of traditional and contemporary style that combines the best of both designs. For a balance of comfort and practicality that's perfect for today's active households.

*Lancaster Legacy*  
SIMPLY CRAFTED







# Carlisle

**THE CARLISLE COLLECTION** Clean lines crafted with perfection create a look of understated elegance that is simply impressive.



#909 Series  
**Carlisle Table**



#775  
**Carlisle Arm**  
23"w x 17"d x 42"h

#774  
**Carlisle Side**  
18"w x 17"d x 42"h



#713  
**Brookfield Arm**  
23"w x 17"d x 41"h

#712  
**Brookfield Side**  
18"w x 17"d x 41"h

Shown in Oak with Harvest Stain





# Concord

**THE CONCORD COLLECTION** Traditional style with attention to detail offers lasting quality and timeless beauty to be enjoyed for a lifetime.



**#272**  
**Concord 3-Door Hutch**  
63"w x 20"d x 79"h



**#777**  
**Concord Arm**  
21"w x 18"d x 40"h

**#776**  
**Concord Side**  
18½"w x 18"d x 40"h



**#902C Series**  
**Concord Table**



**#271**  
**Concord**  
**2-Door Buffet**  
40½"w x 20"d x 34"h

Shown in Cherry with Harvest Stain



#1174-2  
**24" Concord  
Bar Chair**  
18½" w x 17½" d x 41½" h

#1174-3  
**30" Concord  
Bar Chair**  
18½" w x 17½" d x 48¼" h



#1202 C Series  
**Concord Table**





#270  
**Concord 2-Door Hutch**  
45"w x 20"d x 79"h



#234  
**Concord Corner Hutch**  
42"w x 21"d x 82"h





# Douglas

**THE DOUGLAS COLLECTION** Distinctive black leather seating enhances the exquisite style of this rich collection, featuring beautiful lines and solid wood craftsmanship.



**#350**  
**Douglas**  
**China Cabinet**  
45¼" w x 15½" d x 76½" h

Shown in Cherry with Special Walnut Stain  
Seat and back shown in Black Leather



**#632**  
**Douglas Side**  
18" w x 16" d x 38" h



**#930 Series**  
**Douglas Table**



**#436**  
**Douglas Side Board**  
54" w x 18½" d x 39½" h





# Empire

**THE EMPIRE COLLECTION** Add a touch of elegance to your décor with the contemporary flair of this stunning design.



**#752**  
**Empire Side**  
17" w x 18" d x 38 1/4" h



**#753**  
**Empire Arm**  
22 1/4" w x 18" d x 38 1/4" h



**#923 Series**  
**Empire Table**



**#416**  
**Concord**  
**Side Board**  
51 1/2" w x 20" d x 40" h  
Height with Backsplash 44"

Shown in Brown Maple with Harvest Stain  
Seat shown in 4-13 Meadow Fabric





# Herrington

**THE HERRINGTON COLLECTION** With crossed-wood detailing, this stylish departure from an ordinary dining table is at home wherever friends and family gather.



#1205 Series  
**Herrington  
Gathering Table**

Shown in Brown Maple with Finish #7-2  
Rich Tobacco and Early American Stain



#1104-2  
**Herrington  
24" Bar Chair**  
18½" w x 17½" d x 41½" h



#704  
**Herrington Side**  
18" w x 17" d x 38" h



#705  
**Herrington Arm**  
23" w x 17" d x 38" h





# La Croix

**THE LA CROIX COLLECTION** French style designed for easy living. The sweet, simple lines of this lovely collection bring a bit of European flair to any décor.



#1200 Series  
**La Croix Gathering Table**

#1154-2  
**24" LaCroix Bar Chair**  
18" w x 17" d x 43" h



#755  
**La Croix Arm**  
22¾" w x 21½" d x 35¾" h



#754  
**La Croix Side**  
18¼" w x 21½" d x 35¾" h



#924 Series  
**La Croix Table**

Shown in Brown Maple with Finish #10-SGF Copper





# Tuscany

**THE TUSCANY COLLECTION** So sleek. So unexpected. Clean lines and sophisticated details bring a whole new level of style to any room.



#377  
**Tuscany Buffet**  
56" w x 19" d x 33" h



#926 Series  
**Tuscany Table**

Shown in Brown Maple with Onyx Stain



#743  
**Tuscany Arm**  
23½" w x 23" d x 40" h



#742  
**Tuscany Side**  
18¾" w x 23" d x 40" h



#1201T Series  
**Tuscany Gathering Table**

#1142-2  
**24" Tuscany Bar Chair**  
18" w x 18" d x 41" h





# Tuscany

**THE TUSCANY COLLECTION** Contemporary style designed for casual living. Great lines with your choice of fabric or a clean wood-only option to suit your style.



#424  
**Tuscany  
48" Wine Server**  
48"w x 19"d x 40¼"h

Shown in Brown Maple with S-14 Stain on table and black paint on chairs  
Seat and Back shown in #18-11 Galaxy Fabric

Server shown in Finish #7-2 S-14 Stain on inside and black paint on outside



#710  
**Kirkland Side**  
19"w x 18"d x 35"h



#634  
**Kingsley Side**  
19"w x 18"d x 35"h



#425  
**Tuscany  
48" Server**  
48"w x 19"d x 40"h





# Tuscany

**THE TUSCANY COLLECTION** A clean, Asian-inspired design brings sleek simplicity to your home. Choose your seating fabric for a look that is truly your own.



**#376  
Tuscany Hutch**  
56" w x 19" d x 78" h



**#630  
Plateau Side**  
19" w x 17" d x 37" h



**#631  
Plateau Arm**  
25" w x 17" d x 37" h



**#926 Series  
Tuscany Table**

Shown in Brown Maple with Onyx Stain  
Seat and back shown in #6-10 Espresso Fabric





# Warner

**THE WARNER COLLECTION** Enjoy the luxury and sophistication of this modern design in any room. Sleek lines and beautiful fabric combine for a look that is a cut above.

---



#932 Series  
**Warner Table**



#638  
**Warner Side**  
18"w x 16"d x 37"h



Shown in Brown Maple with Rich Cherry Stain  
Seat and back shown in #16-37 Lion Fabric

Shake







**THE SHAKERS LIVED A SIMPLE LIFE** that emphasized peace, equality and devotion to God.

These traits were carried over to every aspect of their lives, including their handcrafted fur-

niture. Our collections feature the clean, classic lines of the Shaker style – simple, functional

designs that bring a sense of comfort and peace to any home.



*Lancaster Legacy*  
SIMPLY CRAFTED





# Plymouth

**THE PLYMOUTH COLLECTION** Traditional style with a classic paint and stain finish for simple elegance at its best. A wide choice of pieces lets you create your perfect space.



**#215**  
**Plymouth 3-Door Hutch**  
63"w x 19"d x 78"h



**#901P Series**  
**Plymouth Table**



**#413**  
**Plymouth Side Board**  
52½"w x 19½"d x 40¼"h  
Height with Backsplash 44¼"



**#741**  
**Plymouth Arm**  
23"w x 18"d x 40"h

**#742**  
**Plymouth Side**  
22"w x 17"d x 40"h



**#231**  
**Plymouth Corner Hutch**  
42"w x 18½"d x 82½"h

Shown in Cherry with Finish #15-S2RGB Harvest and Black  
Chairs shown in Finish #10-SPRG Black





# Plymouth

**THE PLYMOUTH COLLECTION** Traditional style with a classic paint and stain finish for simple elegance at its best. A wide choice of pieces lets you create your perfect space.



#5020  
**Bookcase/  
Entertainment Center**  
59" w x 17" d x 89" h



#740  
**Plymouth Side**  
22" w x 17" d x 40" h



#908 Series  
**Monroe Drop-Leaf Table**



#1201P Series  
**Plymouth Gathering Set**



#1140-3  
**30" Plymouth  
Bar Chair**  
22"w x 16¾"d x 49½"h



#1140-2  
**24" Plymouth  
Bar Chair**  
22"w x 16¾"d x 43½"h



#1201P Series  
**Plymouth Gathering Table**





#1441  
**Plymouth 48" Bench**  
48"w x 17"d x 39"h



#216  
**Plymouth 3-Door Buffet**  
58½"w x 19"d x 33"h



#215  
**Plymouth 3-Door Hutch**  
63"w x 19"d x 78"h





# Shaker

**THE SHAKER COLLECTION** A classic look handcrafted with care to be enjoyed and appreciated for generations.



#261 S  
**Shaker 3-Door Hutch**  
63"w x 19"d x 78"h

#240S  
**Shaker 2-Door Hutch**  
45"w x 19"d x 78"h



#773  
**Shaker Ladderback Arm**  
22½"w x 17"d x 44"h

#772  
**Shaker Ladderback Side**  
19"w x 17"d x 44"h



#901S Series  
**Shaker Table**



#230 S  
**Shaker Corner Hutch**  
42"w x 20"d x 82"h

Shown in Cherry with Washington Cherry Stain



#310 S  
**Shaker Canted Front Hutch**  
73½" w x 23" d x 86" h



#1201 S Series  
**Shaker Gathering Table**

#1170-2  
**24" Trenton Bar Chair**  
18" w x 18" d x 41½" h



#421 RS  
**Shaker Server  
with Raised Panel Sides**  
54" w x 19" d x 40" h





**#410 S**  
**Shaker Side Board**  
 52½" w x 19" d x 40" h  
 Height with Backsplash 44"



**#430 S**  
**Shaker Hunt Board**  
 47" w x 14" d x 36" h  
 Height with Backsplash 41"



**#380 S**  
**Shaker 4-Door**  
**Mirror Back Hutch**  
 71" w x 19" d x 86" h






# Shaker

**THE SHAKER COLLECTION** Quintessential simplicity. A beautiful way to enjoy meals, create memories and pass on family traditions.



#1201S Series  
**Shaker Gathering Table**

Shown in Oak with Toffee Stain



Detail of Butterfly Leaf



Detail of Butterfly Leaf



#1170  
**24" Trenton  
Bar Chair**  
18"w x 18"d x 41½"h





# Trenton

**THE TRENTON COLLECTION** From the farmhouse to the modern family kitchen, the smooth, sleek lines of this traditional style make it a beloved favorite.



**#240 M**  
**Mission 2-Door Hutch**  
49"w x 19"d x 77"h



**#770**  
**Trenton Side**  
18"w x 22"d x 37"h



**#771**  
**Trenton Arm**  
22½"w x 22"d x 37"h




**#914 Series**  
**Trenton Trestle Table**

Shown in Oak with Early American Stain

*Mission*







**A PRODUCT OF THE ARTS AND CRAFTS MOVEMENT** of the late 1800s, Mission Style

furniture is known for its simple, rustic designs. Straight lines and square supports highlight

its simplicity and celebrate its superior craftsmanship. Enjoy our full range of Mission pieces

designed to honor simple beauty and bring lasting style to your home.

*Lancaster Legacy*  
SIMPLY CRAFTED







# Manhattan

**THE MANHATTAN COLLECTION** This rustic urban style has a modern feel, designed with today's casual lifestyles in mind.



#450 M  
**Mission Hutch Top**  
57"w x 19½"d x 41½"h

#410 M  
**Mission Side Board**  
52½"w x 19"d x 40¼"h



#738  
**76C Mission Side**  
19"w x 19"d x 42"h



#739  
**76C Mission Arm**  
24½"w x 19"d x 42"h



#903 Series  
**Manhattan Table**

Table and Chairs shown in Quarter Sawn White Oak with Michael's Stain  
Side Board with Hutch Top shown in Oak with Michael's Stain





# Mission

**THE MISSION COLLECTION** Timeless style offers a warm and welcoming look designed to last through the years.



**#715  
Aspen Arm**  
22½" w x 17" d x 43" h



**#714  
Aspen Side**  
20" w x 17" d x 43" h



**#901S Series  
Shaker Table**



**#745  
Monterey Arm**  
25½" w x 18" d x 43¼" h



**#746  
Monterey Side**  
18½" w x 18" d x 43¼" h



**#410M  
Mission  
Side Board**  
52½" w x 19" d x 40¼" h  
Height with Backsplash 44"

Shown in Quarter Sawn White Oak with Michael's Stain





# Mission

**THE MISSION COLLECTION** Simply beautiful. Exquisite details bring a sense of style and refinement to this classic design.



#729  
**Mission Arm**  
25"w x 18"d x 43"h

#728  
**Mission Side**  
18½"w x 18"d x 43"h



#910 Series  
**Mission Table**



#261 M  
**Mission 3-Door Hutch**  
63"w x 19"d x 77"h



#230 M  
**Mission Corner Hutch**  
42"w x 20"d x 82"h

Shown in Quarter Sawn White Oak with Michael's Stain



#310 M  
**Mission Canted  
Front Hutch**  
73½" w x 23" d x 86" h



#420 M  
**Mission Server**  
54" w x 19" d x 40" h



#360 M  
**Mission  
3-Door Mirror  
Back Hutch**  
55" w x 19" d x 86" h





#241  
**Mission 2-Door Hutch**  
45" w x 19" d x 77" h

#260 M  
**Mission 3-Door Hutch**  
63½" w x 19" d x 77" h



#1201M Series  
**Mission Gathering Set**

#1128-2  
**24" Mission Bar Chair**  
18" w x 18" d x 41" h





# Monterey

**THE MONTEREY COLLECTION** Clean lines and a slightly rugged style set this handsome look apart, to bring warm sophistication to any room.

#744  
**Monterey Side**  
18½" w x 18" d x 43¼" h



#745  
**Monterey Arm**  
25½" w x 18" d x 43¼" h



#209  
**Monterey Hutch**  
68" w x 19" d x 85¼" h



#440  
**Monterey Side Board**  
59" w x 19" d x 40¼" h



#911 Series  
**Monterey Table**

Shown in Quarter Sawn White Oak With Michael's Stain  
Seat and back shown in Black Leather





# Portland

**THE PORTLAND COLLECTION** With a curved chair back and large, comfortable seats, this beautifully-crafted collection beckons everyone to relax and stay awhile.



#797  
**Portland Arm**  
25"w x 19"d x 41"h

#796  
**Portland Side**  
19"w x 19"d x 41"h



#781  
**Hearthside Arm**  
22½"w x 17"d x 38"h

#780  
**Hearthside Side**  
18½"w x 17"d x 38"h



#907 Series  
**Portland Table**





# Royal Mission

**THE ROYAL MISSION COLLECTION** You prefer something a little different ... unexpected. Look no further. Royal Mission transforms simplicity into an extraordinary style.



#202  
**Royal Mission  
3-Door Hutch**  
63"w x 21"d x 82½"h



#920 Series  
**Royal Mission Table**



#203  
**Royal Mission Buffet**  
58½"w x 21"d x 33"h



#764  
**Royal Mission Side**  
18"w x 18"d x 48½"h

#765  
**Royal Mission Arm**  
25"w x 18"d x 48½"h



#419  
**Royal Mission 7-Drawer Server**  
54"w x 20½"d x 40½"h  
Adjustable shelf inside doors



**#236**  
**Royal Mission Corner Hutch**  
 42½" w x 21" d x 82½" h  
 Shown with optional wood shelves  
 and no lighting



**#200**  
**Royal Mission 2-Door Hutch**  
 45" w x 21" d x 82½" h



**#236**  
**Royal Mission Corner Hutch**  
 42½" w x 21" d x 82½" h  
 Shown with optional walnut panel in doors



**#201**  
**Royal Mission Buffet**  
 40½" w x 21" d x 33" h





#310 R  
**Royal Mission  
Canted Front Hutch**  
73½" w x 23" d x 84" h



#450 R  
**Royal Mission  
Hutch Top**  
57" w x 19¼" d x 41½" h

#418  
**Royal Mission  
Side Board**  
52½" w x 20½" d x 40" h



#418  
**Royal Mission  
Side Board**  
52½" w x 20½" d x 40" h  
Height with Backsplash 44"



Queen of



e

**INITIALLY DESIGNED A FEW YEARS** after the death of its royal namesake in 1714, Queen

Anne furniture brings elegance and refinement to home décor. Along with delicate cabriole-

shaped legs, classic to the style, our collection also features the distinctive carvings and embel-

ishments that set this very special furniture apart.



*Lancaster Legacy*  
SIMPLY CRAFTED





# Queen Anne

**THE QUEEN ANNE COLLECTION** Rich elegance fit for royalty.  
Bring the splendor of traditional handcrafted furnishings to your home and  
enjoy their beauty for a lifetime.



#904 Series  
**Double Pedestal Table**



#230A  
**Amish Country  
Corner Hutch**  
42"w x 20"d x 82"h



#788  
**Queen Anne Side**  
18"w x 17"d x 42"h



#789  
**Queen Anne Arm**  
23½"w x 17"d x 42"h



#310 A  
**Amish Country Cantled  
Front Hutch**  
73½"w x 23"d x 86"h

Shown in Cherry Wood with Classic Cherry Stain  
Seats shown in Bone White Leather





# Queen Anne

**THE QUEEN ANNE COLLECTION** Treat yourself to the distinctive style and refinement of this beautiful collection. Crafted with attention to every detail, for a look that is pure luxury.



#789  
**Queen Anne Arm**  
23½" w x 17" d x 42" h

#788  
**Queen Anne Side**  
18" w x 17" d x 42" h



#250  
**Princeton Hutch**  
63" w x 20" d x 87" h



#412  
**Queen Anne Side Board**  
54" w x 20" d x 35½" h



#902Q Series  
**Queen Anne Table**



#238  
**Queen Anne Corner Hutch**  
40" w x 19" d x 86" h

Shown in Cherry with Red Cordovan Stain

*Country*





**ADD A WARM, WELCOMING LOOK** to your home with the casual charm of our Country collection. Casual, cozy styles make everyone feel right at home. Solid, sturdy chairs invite friends and family to sit and relax. And quality craftsmanship ensures every piece will be enjoyed for generations to come.

*Lancaster Legacy*  
SIMPLY CRAFTED







# Hampton

**THE HAMPTON COLLECTION** The grace and elegance of this classic style adds a comfortable touch of class to any décor.



#906 Series  
**Hampton Table**  
Shown with optional Reeded  
Pedestal and Cabriole Feet



#906 Series  
**Hampton Table**  
Shown with optional Claw Feet

Shown in Oak with Harvest Stain



#734  
**Bent Feather Side**  
19"w x 17"d x 41"h



#735  
**Bent Feather Arm**  
24"w x 17"d x 41"h



#725  
**9-Spindle Arm**  
22"w x 17"d x 38"h



#724  
**9-Spindle Side**  
20"w x 17"d x 38"h



#757  
**New England  
Windsor Arm**  
23"w x 17"d x 39¼"h



#756  
**New England  
Windsor Side**  
20"w x 17"d x 39¼"h



#904 Series  
Hanover Table



# Hanover

**THE HANOVER COLLECTION** With a delightful choice of chair styles, you're sure to find the perfect look for your style and the perfect fit for your lifestyle.



**#761**  
**Hoosier Arm**  
21"w x 18"d x 43"h

**#760**  
**Hoosier Side**  
19"w x 18"d x 43"h



**#737**  
**Ladderback Arm**  
22"w x 18"d x 41"h

**#736**  
**Ladderback Side**  
19"w x 18"d x 41"h



**#723**  
**Wheat Back Arm**  
24"w x 17"d x 39"h

**#722**  
**Wheat Back Side**  
20"w x 17"d x 39"h



**#726**  
**Pressback Side**  
19"w x 17"d x 38"h

**#727**  
**Pressback Arm**  
24"w x 18"d x 38"h

Table Shown in Oak with Finish #7-2 Black Paint and Golden Oak Stain  
Chairs Shown in Oak with Finish #36-2 Black Paint and Golden Oak Stain





# Homestead

**THE HOMESTEAD COLLECTION** Warm and cozy with charm reminiscent of days gone by. The perfect setting for everything from Sunday dinners, to book club with the girls or homework with the kids.

Shown in Room Scene

#3272A

**Amish Country  
Bookcase**

36" w x 15" d x 72" h



#795

**Royal Arm**

26" w x 17" d x 38" h



#794

**Royal Side**

22" w x 17" d x 38" h



#901H Series  
**Homestead Table**

Shown in Oak with Michael's Stain



#410A

**Amish Country  
Side Board**

52½" w x 19" d x 40¼" h



#901H Series  
**Homestead Table**  
Shown with optional drawer.





# Monroe

**THE MONROE COLLECTION** Finely detailed table legs and chair spindles give this classic style a fresh update—for a pleasantly polished look that makes everyone feel right at home.



**#816**  
**Trenton**  
**Trestle Bench**  
12"d x 17½"h  
Bench Sizes:  
36", 48", 60", 72"  
Custom Sizes Available



**#908 Series**  
**Monroe Dropleaf Table**



**#720**  
**7-Spindle**  
**Arrow Back Side**  
18"w x 17"d x 37"h



**#721**  
**7-Spindle**  
**Arrow Arm**  
21"w x 17"d x 37"h



**#887**  
**Jumbo Paddle Bench**  
48"w x 18"d x 39"h



**#884**  
**Arrow Back Bench**  
48"w x 18"d x 39"h

Shown in Oak with Harvest Stain





# Port Royal

**THE PORT ROYAL COLLECTION** Whether seaside or inside a suburban retreat, the casual, comfortable style of Port Royal is easy to enjoy and appreciate.



#904 Series  
**Port Royal Table**

Shown in Oak with Golden Oak Stain



#795  
**Royal Arm**  
26"w x 17"d x 38"h



#794  
**Royal Side**  
22"w x 17"d x 38"h

Only available in Red Oak



#912 Series  
**Charleston Pub Table**

#1020-2  
**7-Spindle Arrowback 24" Bar Stool**  
18"w x 17"d x 43"h





# Rockford

**THE ROCKFORD COLLECTION** As at home in a country cottage as in a city apartment, this sweet and simple style brings warmth and charm to any décor.



**#261 A**  
**Amish Country 3-Door Hutch**  
63½" w x 19" d x 79" h



**#421 A**  
**Amish Country Server**  
54" w x 19" d x 41½" h



**#904 Series**  
**Rockford Table**



**#762**  
**Acorn Arrow Side**  
19" w x 18" d x 38" h

**#763**  
**Acorn Arrow Arm**  
25" w x 18" d x 38" h



**#793**  
**Jumbo Paddle Arm**  
23" w x 18" d x 40" h

**#792**  
**Jumbo Paddle Side**  
19" w x 18" d x 40" h





# Scranton

**THE SCRANTON COLLECTION** Delicate chair spindles and beautifully thick table legs combine for comfort and style that welcomes everyone to the table time and time again.



**#310A  
Amish Country  
Canted Front Hutch**  
73½" w x 23" d x 86" h



**#730  
Sheaf Back Side**  
19" w x 18" d x 41" h



**#731  
Sheaf Back Arm**  
22" w x 18" d x 41" h



**#905 Series  
Scranton Table**











# Kitchen ISLANDS

#2723  
**Hand Planed  
Butcher Block Top**  
36" w x 52" d x 1½" h



Shown in Brown Maple with Hand Planed top and  
Finish #20-HSGB Michael's



#25-2  
**Clifton Stool**  
18" w x 14" d x 24" h



Full extension  
drawer slides

#2522  
**Mission  
Kitchen Island (Base)**  
37" w x 26" d x 34½" h  
Overall Height is 36"



#23-2  
**Saddle Stool**





# Kitchen ISLANDS



#2502  
**Traditional Island**  
37" w x 26" d x 36" h



#2500  
**Traditional 6-Drawer Island**  
50" w x 26" d x 36" h

#2504  
**Traditional 2-Door Island**  
49½" w x 20¼" d x 36" h

#2708  
**Hand Planed Top**  
60" w x 36" d



#2600  
**French Country Island**  
52" w x 24½" d x 36" h

#2500  
**6-Drawer Traditional Island**  
50" w x 26" d x 36" h  
(Back View)



Shown in Brown Maple with Hand Planed top and  
Finish #25-H2RGB Parchment and Copper



#105-80  
**Kitchen Nook Set**  
54" x 72"



# *Kitchen* NOOKS



Detail on  
how benches  
fasten to the  
corner

#105-84  
**Kitchen Nook  
Corner Piece**  
22" w x 22" d x 33" h



#105-85  
**Kitchen Nook  
Trestle Bench**  
48" w x 12" d x 17½" h



#105-82  
**Kitchen Nook  
Large Bench**  
50" w x 22" d x 33" h



#105-81  
**Kitchen Nook Table**  
32" w x 52" d x 30" h



#105-83  
**Kitchen Nook  
Small Bench**  
32" w x 22" d x 33" h

Shown in Brown Maple with  
Finish #10-SPRG Black

Custom Sized Nooks Available

# Kitchen

## ACCESSORIES



**#15-755**  
**Trash Can Cabinet w/ Drawer**  
 19" w x 14" d x 32" h



**#15-755**  
**Trash Can Cabinet w/ Drawer**  
 19" w x 14" d x 32" h



**#15-757**  
**Trash Can Cabinet**  
 19" w x 14" d x 27" h

Shown in Oak



**#15-757**  
**Trash Can Cabinet**  
 19" w x 14" d x 27" h



**#15-755**  
**Trash Can Cabinet w/ Drawer**  
 19" w x 14" d x 32" h

Shown in Brown Maple





Shown open as  
step stool



Shown in Brown Maple



Shown in Oak

#115-26  
**Chair/ Step Stool**  
16" w x 16" d x 36" h



Wine Cabinet Shown in Brown  
Maple with Onyx Stain and  
Seedy Glass. Standard with  
touch lighting



#460  
**Wine Cabinet**  
28" w x 18" d x 64" h

# Chairs AT A GLANCE



#720 18"w x 17"d x 37"h  
#721 21"w x 17"d x 37"h



#723 24"w x 17"d x 39"h  
#722 20"w x 17"d x 39"h



#725 22"w x 17"d x 38"h  
#724 20"w x 17"d x 38"h



#732 19"w x 18"d x 42"h  
#733 26"w x 18"d x 42"h



#734 19"w x 17"d x 41"h  
#735 24"w x 17"d x 41"h



#757 23"w x 17"d x 39½"h  
#756 20"w x 17"d x 39½"h



#790 18"w x 13"d x 37"h



#793 23"w x 18"d x 40"h  
#792 19"w x 18"d x 40"h



#731 22"w x 18"d x 41"h  
#730 19"w x 18"d x 41"h



#737 22"w x 18"d x 41"h  
#736 19"w x 18"d x 41"h



#726 19"w x 17"d x 38"h  
#727 24"w x 18"d x 38"h



#761 21"w x 18"d x 43"h  
#760 19"w x 18"d x 43"h



#762 19"w x 18"d x 38"h  
#763 25"w x 18"d x 38"h



#773 22½"w x 17"d x 44"h  
#772 19"w x 17"d x 44"h



#795 26"w x 17"d x 38"h  
#794 22"w x 17"d x 38"h



#789 23½"w x 17"d x 42"h  
#788 18"w x 17"d x 42"h



#741 23"w x 18"d x 40"h  
#740 22"w x 17"d x 40"h



#749 23¾"w x 19"d x 40¼"h  
#748 22"w x 19"d x 40¼"h



#751 22½"w x 18½"d x 47"h  
#750 19¾"w x 18½"d x 47"h



#729 25"w x 18"d x 43"h  
#728 18½"w x 18"d x 43"h



Side Item #	Arm Item #	Description	See Page	Fabric Seat	Leather Seat	Swivel Bar Stool	Bar Chair	Desk Chair	Bench	Oak	Brown Maple	Cherry	Quarter Sawn White Oak	Hickory	Maple
720	721	7 - Spindle Arrow Back	107			1020		1321	1421	•	•	•		•	•
722	723	Wheat Back	103			1022		1323		•	•	•			•
724	725	9 - Spindle	101			1024		1325		•	•	•			•
732	733	Deluxe Bent Spindle	N/A							•					
734	735	Bent Feather	101			1034				•		•			
756	757	New England Windsor	101					1357	1457	•		•			•
790	791	7 - Spindle Bow Back	N/A			1090		1391		•	•				•
792	793	Jumbo Paddle	111			1092			1493	•	•	•			•
730	731	Sheaf Back	113	•	•	1030		1331	1431	•	•	•			•
736	737	Ladder Back	103	•	•	1036		1337		•	•	•			•
726	727	Press Back	N/A			1026		1327		•					
760	761	Hoosier	103			1060		1361	1461	•	•	•		•	•
762	763	Acorn Arrow	111			1062		1363		•		•			
772	773	Shaker Ladder Back	67	•	•	1072	1172			•		•			•
794	795	Royal	105			1094		1395	1495	•					
788	789	Queen Anne	95	•	•					•	•	•			•
740	741	Plymouth	61	•	•	1040	1140	1341	1441	•	•	•	•		•
748	749	Montpelier	N/A							•		•			
750	751	Cage Back	N/A							•	•	•			•
728	729	Mission	81	•	•		1128		1429	•	•	•	•	•	•

# Chairs AT A GLANCE



#739  
24½" w x 19" d x 42" h



#738  
19" w x 19" d x 42" h



#742  
18¾" w x 23" d x 40" h



#743  
23½" w x 23" d x 40" h



#743  
23½" w x 23" d x 40" h



#742  
18¾" w x 23" d x 40" h



#744  
18½" w x 18" d x 43¼" h



#745  
25½" w x 18" d x 43¼" h



#745  
25½" w x 18" d x 43¼" h



#744  
18½" w x 18" d x 43¼" h



#752  
17" w x 18" d x 38¾" h



#753  
22¾" w x 18" d x 38¾" h



#755  
22¾" w x 21½" d x 35¾" h



#754  
18¾" w x 21½" d x 35¾" h



#758  
20¾" w x 21½" d x 40" h



#764  
18" w x 18" d x 48½" h



#765  
25" w x 18" d x 48½" h



#766  
19" w x 18" d x 48" h



#767  
22" w x 18" d x 48" h



#768  
20¾" w x 21½" d x 40" h



#769  
23¾" w x 21½" d x 40" h



#768  
20¾" w x 21½" d x 40" h



#769  
23¾" w x 21½" d x 40" h



#770  
18" w x 22" d x 37" h



#771  
22½" w x 22" d x 37" h



#775  
23" w x 17" d x 42" h



#774  
18" w x 17" d x 42" h



#777  
21" w x 18" d x 40" h



#776  
18½" w x 18" d x 40" h



#778  
20¾" w x 17" d x 42" h



#779  
23" w x 17" d x 42" h



#781  
22½" w x 17" d x 38" h



#780  
18½" w x 17" d x 38" h



#783  
21½" w x 17½" d x 42½" h



#784  
19" w x 18" d x 42" h



#787  
25" w x 18" d x 42" h



#786  
20" w x 18" d x 42" h



#796  
19" w x 19" d x 41" h



#797  
25" w x 19" d x 41" h



#797  
25" w x 19" d x 41" h



#796  
19" w x 19" d x 41" h



Side Item #	Arm Item #	Description	See Page	Fabric Seat	Leather Seat	Swivel Bar Stool	Bar Chair	Desk Chair	Bench	Oak	Brown Maple	Cherry	Quarter Sawn White Oak	Hickory	Maple
738	739	76C Mission	77	•	•	1038	1138	1339	1439	•	•	•	•	•	•
742	743	Tuscany	51	•	•	1042	1142			•	•	•			•
744	745	Monterey	85	•	•					•		•	•		
752	753	Empire	45	•	•	1052	1152	1353	1453	•	•	•	•	•	•
754	755	La Croix	49	•	•	1054	1154		1455	•	•	•			•
758	759	Napolean	23	•	•	1058	1159			•	•	•			•
764	765	Royal Mission	89	•	•		1164		1465	•	•	•	•		•
766	767	Royal Concord	N/A	•	•					•	•	•	•	•	•
768	769	Provence	29	•	•	1068	1168			•	•	•			•
770	771	Trenton	73	•	•	1070	1170			•	•	•	•	•	•
774	775	Carlisle	37	•	•	1074	1174	1375	1475	•	•	•	•		•
776	777	Concord	39	•	•	1076	1176			•	•	•	•		•
778	779	Plantation	25	•	•	1078	1178			•	•	•	•		•
780	781	Hearth Side	87	•	•	1080	1180	1381	1481	•	•	•	•	•	•
782	783	Classic Shaker	N/A	•	•					•	•	•	•	•	•
784	785	Rietta	N/A	•	•					•	•	•	•	•	•
786	787	Hartford	9	•	•		1186			•	•	•	•	•	•
796	797	Portland	87	•	•	1096	1196	1397		•	•	•	•	•	•

# Chairs

## AT A GLANCE



#701 25½" w x 17" d x 36" h  
#700 21" w x 17" d x 36" h



#703 24" w x 17" d x 36" h  
#702 20" w x 17" d x 36" h



#704 18" w x 17" d x 38" h  
#705 23" w x 17" d x 38" h



#707 22" w x 18" d x 42" h  
#706 18" w x 17" d x 42" h



#709 22" w x 18" d x 42" h  
#708 18" w x 17" d x 42" h



#710 19" w x 18" d x 35" h



#713 23" w x 17" d x 41" h  
#712 18" w x 17" d x 41" h



#715 22½" w x 17" d x 43" h  
#714 20" w x 17" d x 43" h



#631 25" w x 17" d x 37" h  
#630 19" w x 17" d x 37" h



#632 18" w x 16" d x 38" h



#634 19" w x 18" d x 35" h



#636 18" w x 18" d x 46" h



#637 22" w x 18" d x 46" h



#638 18" w x 16" d x 37" h



#1319G 25" w x 18" d (adjustable height)

Leathers

Plain Fabrics

Patterned Fabrics



### Heartland Fabrics & Leathers

Ask for our large selection of fabrics and leathers from the Heartland Collection.



Chair Leg Glide Option\*

\*Denotes additional cost.



Side Item #	Arm Item #	Descrsiption	See Page	Fabric Seat	Leather Seat	Swivel Bar Stool	Bar Chair	Desk Chair	Bench	Oak	Brown Maple	Cherry	Quarter Sawn White Oak	Hickory	Maple
700	701	Jasper	11	•	•			1301		•	•	•	•		•
702	703	Wilmington	33	•	•	1002	1102	1303		•	•	•	•		•
704	705	Herrington	47	•	•	1004	1104	1305		•	•	•	•		•
706	707	Lexington	13	•	•	1006	1106	1307		•	•	•	•		•
708	709	Vintage	31	•	•	1008	1108	1309		•	•	•	•		•
710		Kirkland	53	•	•					•	•	•	•		•
712	713	Brookfield	37	•	•	1012	1112	1313		•	•	•	•		•
714	715	Aspen	79	•	•	1014	1114	1315		•	•	•	•		•

Side Item #	Arm Item #	Upholsted Chairs	See Page	Fabric Seat & Back	Leather Seat &Back	Swivel Bar Stool	Bar Chair	Desk Chair	Bench	Oak	Brown Maple	Cherry	Quarter Sawn White Oak	Hickory	Maple
630	631	Plateau	55	•	•	10630	11630			•	•	•	•		•
632		Douglas	43	•	•					•	•	•	•		•
634		Kingsley	53	•	•					•	•	•	•		•
636	637	Marshfeild	15	•	•					•	•	•	•		•
638		Warner	57	•	•		11638			•	•	•	•		•
	1319G	Landsfield	N/A	•	•	1018		1319G		•	•	•	•		•

# Bar Chairs

## AT A GLANCE



#1142-3  
**30" Tuscany  
Bar Chair**  
18"w x 18"d x 47"h

Available with Wood, Fabric\* or Leather\* Seats  
See page 51



#1142-2  
**24" Tuscany  
Bar Chair**  
18"w x 18"d x 41"h



#1154-2  
**24" La Croix  
Bar Chair**  
18"w x 17"d x 43"h

Available with Wood, Fabric\* or Leather\* Seats  
See page 49



#1154-3  
**30" La Croix  
Bar Chair**  
18"w x 17"d x 49½"h



#1140-3  
**30" Plymouth  
Bar Chair**  
22"w x 16¾"d x 49½"h

See page 64



#1140-2  
**24" Plymouth  
Bar Chair**  
22"w x 16¾"d x 43½"h



#1104-2  
**24" Herrington  
Bar Chair**  
18½"w x 17½"d x 41½"h  
See page 47



#1174-3  
**30" Carlisle  
Bar Chair**  
18½"w x 17½"d x 48¾"h

Available with Wood, Fabric\* or Leather\* Seats  
See page 40



#1174-2  
**24" Carlisle  
Bar Chair**  
18½"w x 17½"d x 41½"h



#1170-3  
**30" Trenton  
Bar Chair**  
18"w x 18"d x 47½"h

Available with Wood, Fabric\* or Leather\* Seats  
See page 48



#1170-2  
**24" Trenton  
Bar Chair**  
18"w x 18"d x 41½"h



#1158-3  
**30" Napoleon  
Bar Chair**  
21¾"w x 17¼"d x 52½"h

Available with Wood, Fabric\* or Leather\* Seats  
See page 21



#1158-2  
**24" Napoleon  
Bar Chair**  
21¾"w x 17¼"d x 46½"h



#1128-2  
**24" Mission  
Bar Chair**  
18"w x 18"d x 41"h



# Bar Stools

## AT A GLANCE

### Bar Stools

18", 24" and 30" Height

- Available with Turned or Plain Legs
- Available in Most Chair Styles
- Standard with swivel



#1060-2  
**Hoosier Bar Stool**  
Shown in 24" Height



#1020-2  
**7-Spindle Arrow Back Bar Stool**  
Shown in 24" Height  
See page 109



#25-2  
**Clifton Stool**  
18"w x 14"d x 24"h



#23-3  
**30" Saddle Bar Stool**  
22"w x 13¾"d x 31"h  
Shown in Oak with turned legs



#23-2  
**24" Saddle Bar Stool**  
22"w x 13¾"d x 25"h  
Shown in Cherry Wood with straight legs



#1024-3  
**9-Spindle Bar Stool**  
Shown in 30" Height



#1062-2  
**Acorn Arrow Bar Stool**  
Shown in 24" Height



#1018-2  
**Landsfield Bar Stool**  
Shown in 24" Height



#1010-2  
**24" Plain Bar Stool**  
17"w x 17"d x 24"h  
Shown with turned legs and flat seat



#1010-3  
**30" Plain Bar Stool**  
17"w x 17"d x 30"h  
Shown with straight legs and scooped seat\*

\*Denotes additional cost.

# Tables AT A GLANCE



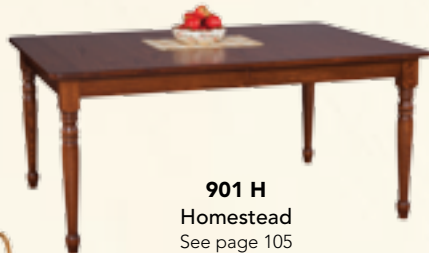
**901 P**  
Plymouth  
See page 61



**901 L**  
Lexington  
See page 13



**901 S**  
Shaker  
See page 67



**901 H**  
Homestead  
See page 105



**902 P**  
Plantation  
See page 25



**902 Q**  
Queen Anne  
See page 97



**902 J**  
Jasper  
See page 11



**902 V**  
Vintage  
See page 31



**902 C**  
Concord  
See page 39



**926**  
Tuscany  
See page 51

## Features for all table styles:

### Standard Features:

- 1" thick tops
- Wooden Slides on Leg Tables
- Double Equalizer Slides on All Other Tables
- Table Height: 30"
- Leg Tables with 3 or more 12" leaves have a center leg

### Optional Features:

- Choice of Wood Species and Finishes
- Custom Sizes\*
- Choice of Finishes
- Choice of Top Styles
- Choice of Edge Profile
- Leaf Storage Cabinets\*
- Hand-Planed Tops\*
- V-Groove (in) Top\*
- 36" and 42" Height\*

### Non Self Storing Sizes:

Available with solid top and (1 or 2) 12" leaves: 36x36, 42x42, 48x48, 48x54, 54x36 - 1-18" leaf, 60x42 - 1-18" leaf, 72x54 1-18" leaf

### Self Storing Sizes:

Available with solid top and (1 or 2) 12" leaves: 36x48, 42x54, Available with solid top and up to (14) 12" leaves: 36x52, 36x60, 36x66, 36x72, 42x60, 42x66, 42x72, 48x60, 48x66, 48x72  
36" wide table comes with (2) 12" leaves; 1 with apron and 1 without apron  
All other tables (4) 12" leaves; 2 with aprons and 2 without aprons

### Options:

- Bread board ends\*
- Drawer in solid top table\*
- Silverware insert in drawer\*

\* Denotes additional cost



# Tables AT A GLANCE



**921**  
Provence  
See page 29

## Provence Table Sizes:

Available in: 42x60, 42x66, 42x72, 48x60, 48x66, 48x72

## Standard Features:

Bread Board Ends on table top  
12" or 18" draw leaves  
Choice of leg style



**914**  
Trenton  
See page 73

## Trenton Table Sizes:

Available in: 36x52, 36x60, 36x66, 36x72, 42x60, 42x66, 42x72, 48x60, 48x66, 48x72

- 36" wide table self stores (2) 12" leaves;

1 with apron and 1 without apron

- All other Trenton tables self store (4) 12" leaves;

2 with aprons and 2 without aprons



**940**  
Wilmington  
See page 33

## Wilmington Table Sizes:

Available in: 42x60, 42x66, 42x72, 48x60, 48x66, 48x72

## Standard Features:

1 1/4" thick top  
18" company boards  
Bread Board Ends on table top and boards  
V-Groove in table  
Walnut Dowels in bread boards



**920**  
Royal Mission  
With Diamond Inlay  
See page 89



**911**  
Monterey  
See page 85



**932**  
Warner  
See page 57

## Warner Table Sizes:

Available in: 42" - 48"  
Available with up to (2) 12" leaves or  
(1) 18" leaf



**910**  
Mission  
See page 81



**903**  
Manhattan  
See page 77



**923**  
Empire  
See page 45

## Empire Table Sizes:

Available in: 42" x 60", 42" x 66", 42" x 72", 48" x 60", 48" x 66", 48" x 72",  
The Empire Table is available with up to 4 - 12" leaves  
48" x 72" Table self-stores 4 - 12" leaves,  
2 with apron and 2 without apron  
All other tables self-store 2 - 12" leaves,  
1 with apron and 1 without apron

## Other Table Sizes:

Available in: 42x60, 42x66, 42x72, 48x60, 48x66, 48x72  
- All tables self store (4) 12" leaves; 2 with aprons and 2 without aprons

\* Denotes additional cost



**904**  
Scranton  
See page 113

**Scranton Table Sizes:**

Available with up to (13) 12" Leaves: 42x66 and 48x72  
\*No leaves self storing



**936**  
Hartford Double  
Pedestal  
See page 7

**Hartford Table Sizes:**

Available in: 48x66, 48x72, 54x72  
- The Hartford Table is available with up to (4) 12" leaves  
- All tables self store 4 leaves; 2 with aprons and 2 without aprons

**Double Pedestal Table  
Stretchers and Feet**



Wheat Stretcher\*



**904**  
Rockford  
See page 111



**904**  
Port Royal  
See page 109



Spindle Stretcher



**904**  
Yorkshire  
Not Shown



Solid Stretcher



**904**  
Nantucket  
See page 19



Plain Foot



Claw Foot\*

**Oval Top Style Sizes:**

Available in: 42x66, 42x72, 48x60, 48x66, 48x72, 54x66  
- 48x72 table self stores (4) 12" leaves; 2 with apron and 2 without apron  
- All other oval top sizes self store 2 leaves; 1 with apron and 1 without apron

**Other Table Sizes:**

Available in: 42x60, 42x66, 42x72, 48x60, 48x66, 48x72, 54x66  
- 42x60 table self stores (2) 12" leaves; 1 with apron and 1 without apron  
- All other tables self store (4) 12" leaves; 2 with apron and 2 without apron

**Additional Options Not Shown:**

- Tulip Pedestal\*  
- Cabriole feet on Tulip Pedestal\*

\* Denotes additional cost





**908**  
Monroe  
Drop Leaf  
See page 107

**Monroe Table Sizes:**

Available in: 36", 42" and 48"

**Standard Features:**

- 10" drop leaves on 36" table
- 12" drop leaves on 42" table
- 14" drop leaves on 48" table



**938**  
Marshfield  
See page 15

**Marshfield Table Sizes:**

Available in: 60", 66" and 72" Solid  
1 1/4"-thick top

**939 Series**

**Lazy Susan Sizes:**

Available in: 30", 36" and 42"



**906**  
Hampton  
See page 101



**930**  
Douglas Table  
See page 43



**909**  
Carlisle  
See page 37



**924**  
La Croix  
See page 49



**925**  
Napolean  
See page 21



**934**  
Hartford  
Single  
Pedestal  
See page 9



**907**  
Portland  
See page 87

**Standard Features:**

- Aprons on all leaves
- No leaves self store
- Plain feet on Hampton and Monroe Table

**Options:**

- Octagonal top\*
- Butterfly leaf\*
- Claw feet\*, Tulip Pedestal\* and  
Cabriole feet\* on Hampton and Monroe Table

**Table Sizes:**

Available in: 36", 42", 48", 54", 60", 66" and 72"

- 36" and 54" tables are available with up to (2) 12" leaves or (1) 18" leaf
- 42" and 48" tables are available with up to (3) 12" leaves or (2) 18" leaves
- 60", 66" and 72" tables in solid top only

# Gathering Tables

## AT A GLANCE



**912**  
Charleston Pub  
See page 109



**1200 N**  
Napoleon  
See page 21



**1200 L**  
La Croix  
See page 49

### Features for all table styles:

#### Standard Features:

- 1" thick tops
- Wooden Slides on Leg Tables
- Double Equalizer Slides on All Other Tables
- Table Height: 36"

#### Optional Features:

- Choice of Wood Species and Finishes
- Custom Sizes\*
- Choice of Top Styles
- Choice of Edge Profile
- Hand-Planed Tops\*
- V-Groove (in) Top\*
- 30" and 42" Height\*
- Butterfly Leaf\*
- Bread Board Ends in Leg Table\*
- Drawer in Solid Top Leg Table\*
- Silverware Insert in Drawer\*

\* Denotes additional cost

#### Table Sizes:

- Table Sizes: 36", 42", 48", 54", 60", 72"
- 36" and 42" tables are available with up to 2 - 12" leaves or 1 - 18" leaf
- 48" and 54" tables are available with up to 3 - 12" leaves or 2 - 18" leaves
- No leaves self-store





**1201 S**  
Shaker  
See page 68



**1202 C**  
Concord  
See page 40



**1201 M**  
Mission  
See page 83



**1201 P**  
Plymouth  
See page 64



**1201 T**  
Tuscany  
See page 51



**1205 H**  
Herrington  
See page 47


**Leg Table Sizes:**

- Table Sizes: 36" x 36", 36" x 48", 42" x 42", 42" x 54", 48" x 48", 48" x 54", 54" x 54", 60" x 60"
- Gathering Leg Tables are available with up to 2 - 12" leaves
- 36" x 48", 42" x 54", 48" x 54" tables available with self-storing leaves, 1 - with apron and 1 - without apron

**Herrington Table Sizes:**

Available in: 48x48, 54x54, 60x60

# Table Top STYLES



**#50 - Royal Mission Top**

**#13**  
1/2" Bevel  
Edge



**#51 - Square Top**

**#11**  
1/8" Roundover  
Edge



**#57 - Clipped  
Corner Top**

**#7**  
1/2" Roundover  
Edge



**#53 - Queen Anne Top**

**#4**  
Large  
Ogee Edge



**#55 - Oval Top**

**#15**  
Fillet Edge



**#52 - Large Square  
RoundTop**

**#3**  
Thumbnail  
Edge



**#14 - 1/4 Bullnose Edge**



**#5 - 1/4" Roundover Edge**



**#2 - Jasper Edge**



**#18 - Vintage Edge**



**#1 - Classical Ogee Edge**



**#58 - Concord Top**

**#10**  
1" Beveled  
Edge



**#56 - Small Square  
Round Top**

**#16**  
1/2" Bullnose  
Edge



# Table

## OPTIONS & FEATURES

### Leg Styles

Standard table height 30",  
also available in  
36" or 42" height



901H - Homestead



901S - Shaker



901P - Plymouth



901M - Mission



901L - Lexington



902R - Reeded



902Q - Queen Anne



902P - Plantation



902C - Concord




902J - Jasper



902V - Vintage



V-Groove on rectangle table top



V-Groove on round or oval top



Table leg leveler  
levels tables on  
uneven surface



Butterfly leaf folds together and stores inside table



Self storing leaves store up to four leaves inside table top.

# Hutches AT A GLANCE

## Standard Features:

- Solid hardwood construction
- Dove tailed drawers
- Full Extension Soft Closing, Concealed drawer slides
- Solid tongue & groove back
- Glass Shelves and Touch Lighting
- 1 shelf inside bottom doors

## Options:

- Choice of wood species and finishes
- Choice of hardware and door style
- Silverware insert in drawer\*
- Beveled Glass (no mullions)\*
- Seedy, Antique, or Crackle Glass\*
- Mirror Back
- Wood shelves and no lighting
- Wood door panels in hutch top



#200  
**Royal Mission  
2-Door Hutch**  
45"w x 21"d x 82½"h  
See page 90



#202  
**Royal Mission  
3-Door Hutch**  
63"w x 21"d x 82½"h  
See page 89



#209  
**Monterey Hutch**  
68"w x 19"d x 85¾"h  
See page 85



#212  
**Plymouth 2-Door Hutch**  
45"w x 19"d x 78"h



#215  
**Plymouth 3-Door Hutch**  
63"w x 19"d x 78"h  
See page 61



#261 A  
**Amish Country  
3-Door Hutch**  
63½"w x 19"d x 79"h  
See page 111



#240 M  
**Mission 2-Door Hutch**  
49"w x 19"d x 77"h  
See page 73



#241  
**Mission 2-Door Hutch**  
45"w x 19"d x 77"h  
See page 83



#260 M  
**Mission 3-Door Hutch**  
63½"w x 19"d x 77"h  
See page 83



#261 M  
**Mission 3-Door Hutch**  
63"w x 19"d x 77"h  
See page 81



#261 S  
**Shaker 3-Door Hutch**  
63"w x 19"d x 78"h  
See page 67



#240S  
**Shaker 2-Door Hutch**  
45"w x 19"d x 78"h  
See page 67

\* Denotes additional cost



# Hutches AT A GLANCE



**#254**  
**Plantation Hutch**  
63"w x 21"d x 80"h  
See page 25



**#270**  
**Concord 2-Door Hutch**  
45"w x 20"d x 79"h  
See page 41



**#272**  
**Concord 3-Door Hutch**  
63"w x 20"d x 79"h  
See page 39



**#300**  
**Marshfield China Cabinet**  
56"w x 23"d x 82½"h  
See page 16



**#304**  
**Marshfield Hutch**  
70½"w x 23"d x 86½"h  
See page 17



**#320**  
**Hartford China Cabinet**  
49"w x 19½"d x 55¼"h  
See page 31



**#325**  
**Hartford Hutch**  
76½"w x 19½"d x 83½"h  
See page 7



**#355**  
**Wilmington Hutch**  
59½"w x 19"d x 81"h  
Standard with wood shelves and no lighting  
See page 33



**#370**  
**Jasper Buffet with Wrought Iron Top**  
51"w x 19½"d x 88¼"h  
Standard with wood shelves and no lighting  
See page 11



**#376**  
**Tuscany Hutch**  
56"w x 19"d x 78"h  
See page 55



**#450 M and 410 M**  
**Mission Side Board with Hutch Top**  
57"w x 20½"d x 81½"h  
See page 77



**#450 R and 418**  
**Royal Mission Side Board with Hutch Top**  
57"w x 20½"d x 81½"h  
See page 91

# Hutches AT A GLANCE



**#434**  
**Lexington Side Board**  
**With Hutch Top**  
43½" w x 16½" d x 81" h  
See page 23



**#5010**  
**Library Cabinet**  
78" w x 20" d x 90" h  
Standard with wood shelves  
See page 27



**#310 A**  
**Amish Country Canted**  
**Front Hutch**  
73½" w x 23" d x 86" h  
Standard with beveled glass  
and mirror back  
See page 95



**#310 M**  
**Mission Canted Front**  
**Hutch**  
73½" w x 23" d x 86" h  
Standard with mirror back  
See page 82



**#310 S**  
**Shaker Canted Front Hutch**  
73½" w x 23" d x 86" h  
Standard with mirror back  
See page 68



**#310 R**  
**Royal Mission**  
**Canted Front Hutch**  
73½" w x 23" d x 84" h  
Standard with mirror back  
See page 91



**#330**  
**Lexington**  
**China Cabinet**  
48½" w x 19¾" d x 72" h  
Standard with mirror back  
See page 13



**#331**  
**Lexington Hutch**  
63" w x 19½" d x 86¾" h  
Standard with mirror back  
See page 23



**#360 M**  
**Mission 3-Door Mirror**  
**Back Hutch**  
55" w x 19" d x 86" h  
Standard with mirror back  
See page 82



**#380 S**  
**Shaker 4-Door**  
**Mirror Back Hutch**  
71" w x 19" d x 86" h  
Standard with mirror back  
See page 69



**#350**  
**Douglas China Cabinet**  
45¼" w x 15½" d x 76½" h  
Standard with beveled glass  
and mirror back  
See page 43



**#250**  
**Princeton Hutch**  
63" w x 20" d x 87" h  
Standard with beveled glass  
and mirror back  
See page 97



# Corner Hutches AT A GLANCE



**#230A**  
**Amish Country**  
**Corner Hutch**  
42" w x 20" d x 82" h  
See page 95



**#230 M**  
**Mission Corner Hutch**  
42" w x 20" d x 82" h  
See page 81



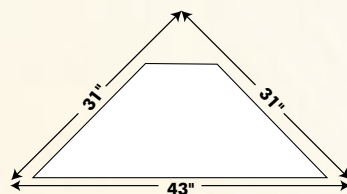
**#230 S**  
**Shaker Corner Hutch**  
42" w x 20" d x 82" h  
See page 67



**#231**  
**Plymouth Corner Hutch**  
42" w x 18 1/2" d x 82 1/2" h  
See page 61



**#232**  
**Plantation Corner Hutch**  
42 1/2" w x 21" d x 82 1/2" h  
See page 25



## Standard Features:

- Solid hardwood construction
- Dove tailed drawers
- Concealed Hinges
- Full extension soft closing concealed drawer slides
- Solid tongue and groove back
- 1 shelf inside bottom doors
- Glass shelves and touch lighting

## Options:

- Choice of wood species and finishes
- Choice of hardware and door style
- Silverware insert in drawer\*
- Beveled glass\*
- Seedy, Antique or Crackle glass\*
- Mirror Back\*
- Wood shelves and no lighting
- Wood doors in top



**#234**  
**Concord Corner Hutch**  
42" w x 21" d x 82" h  
See page 41



**#236**  
**Royal Mission Corner Hutch**  
42 1/2" w x 21" d x 82 1/2" h  
Shown with optional walnut panel in doors  
No drawer slides  
See page 90



**#238**  
**Queen Anne Corner Hutch**  
40" w x 19" d x 86" h  
Standard with beveled glass  
See page 97

\* Denotes additional cost

# Buffets AT A GLANCE

## Standard Features:

- Solid hardwood construction
- Dove tailed drawers
- Full Extension Soft closing, Concealed drawer slides
- 1 shelf inside bottom doors

## Options:

- Choice of wood species and finishes
- Choice of hardware and door style
- Silverware insert in drawer\*
- Beveled Glass (no mullions)\*
- Seedy, Antique, or Crackle Glass\*



**#201**  
**Royal Mission Buffet**  
40½"w x 21"d x 33"h  
See page 90



**#203**  
**Royal Mission Buffet**  
58½"w x 21"d x 33"h  
See page 89



**#210**  
**Monterey Buffet**  
64"w x 19"d x 33½"h



**#213**  
**Plymouth 2-Door Buffet**  
40½"w x 19"d x 33"h  
See page 39



**#216**  
**Plymouth 3-Door Buffet**  
58½"w x 19"d x 33"h  
See page 65



**#271**  
**Concord 2-Door Buffet**  
40½"w x 20"d x 34"h



**#301**  
**Marshfield China Buffet**  
51½"w x 20¾"d x 34¼"h  
See page 16



**#305**  
**Marshfield Buffet**  
66"w x 20¾"d x 34¼"h  
See page 16



**#326**  
**Hartford Buffet**  
74"w x 19½"d x 34¼"h  
See page 7



**#332**  
**Lexington Buffet**  
60"w x 19½"d x 42¼"h  
See page 13



**#371**  
**Jasper Buffet**  
51"w x 19½"d x 33¾"h  
See page 11



**#377**  
**Tuscany Buffet**  
56"w x 19"d x 33"h  
See page 51

\* Denotes additional cost



# Servers & Sideboards AT A GLANCE



**#410A**  
**Amish Country Side Board**  
52½" w x 19" d x 40¼" h  
Height with Backsplash 44"  
See page 105



**#410 M**  
**Mission Side Board**  
52½" w x 19" d x 40¼" h  
Height with Backsplash 44"  
See page 79



**#410 S**  
**Shaker Side Board**  
52½" w x 19" d x 40" h  
Height with Backsplash 44"  
See page 69



**#412**  
**Queen Anne Side Board**  
54" w x 20" d x 35½" h  
See page 97



**#413**  
**Plymouth Side Board**  
52½" w x 19½" d x 40¼" h  
Height with Backsplash 44¼"  
See page 61



**#414**  
**Plantation Side Board**  
52½" w x 20½" d x 40" h  
Height with Backsplash 44"  
See page 25



**#416**  
**Concord Side Board**  
51½" w x 20" d x 40" h  
Height with Backsplash 44"  
See page 45



**#418**  
**Royal Mission Side Board**  
52½" w x 20½" d x 40" h  
Height with Backsplash 44"  
See page 91



**#430 S**  
**Shaker Hunt Board**  
47" w x 14" d x 36" h  
Height with Backsplash 41"  
See page 69



**#440**  
**Monterey Side Board**  
59" w x 19" d x 40¼" h  
See page 85



**#415**  
**Nantucket 7-Drawer Server**  
54" w x 19" d x 42½" h  
See page 19



**#419 R**  
**Royal Mission 7-Drawer Server**  
54" w x 20½" d x 40½" h  
Adjustable shelf inside doors  
See page 89



**#421 A**  
**Amish Country Server**  
54" w x 19" d x 41½" h  
See page 111



**#420 M**  
**Mission Server**  
54" w x 19" d x 40" h  
See page 82



**#421 RS**  
**Shaker Server with Raised Panel Sides**  
54" w x 19" d x 40" h  
See page 68



**#425**  
**Tuscany 48" Server**  
48" w x 19" d x 40" h  
See page 53



**#424**  
**Tuscany 48" Wine Server**  
48" w x 19" d x 40¼" h  
See page 53



**#432**  
**Hartford Server**  
59" w x 19½" d x 42¼" h  
See page 9



**#433**  
**Lexington Side Board**  
43½" w x 16½" d x 53¼" h  
See page 23



**#436**  
**Douglas Side Board**  
54" w x 18½" d x 39½" h  
See page 43

## Standard Features:

- Solid hardwood construction
- Dove tailed drawers

- Full extension soft closing, concealed drawer slides
- 1 shelf in side bottom doors
- Bottom shelf in Monterey and Douglas Side Board

## Options:

- Choice of wood species and finishes
- Choice of hardware and door style
- Silverware insert in drawer\*
- Seedy, Antique, Crackle or Beveled glass\*

- Bottom shelf in Side Boards\*
- Back splash\*
- Wine Rack in place of drawers\*

\* Denotes additional cost

# Hutch

## FEATURES AND OPTIONS



Silverware Insert  
in Drawer\*



Tongue & Groove Solid Wood Back  
Glass Shelves with Plate Groove



Concealed Door Hinge  
with Touch Lighting

# Hutch

## GLASS OPTIONS



Seedy\*



Glue Chip\*



Crackle Glass\*



Dovetail Drawer and Concealed  
Full-Extension Drawer Slide

\* Denotes additional cost



# Door & Drawer **STYLES**



#11 Standard



#13 Oval



#14 Princeton Crown



#15 French Crown



#16 Country French Crown



#17 Cathedral



#25 Solid Flat Panel



#26 Beaded Solid Flat Panel



#27 Beaded Solid Flat Panel



#28 Flat Panel CDC #1 Inset Molding\*



#29 Flat Panel CDC #2 Overlay Molding\*



#12 Crown



#22 Paired French Crown



#18 French Crown



#23 Paired Crown



#19 Crown



#21 Oval



#24 Paired Oval



#31 Standard 6 Lite



#32 Crown 6 Lite



#33 Standard Mission 4 Lite



#34 Oval 6 Lite



#35 Crown 4 Lite



#36 Mission 9 Lite



#42



#43



#44



#45

# Stain OPTIONS

## Oak



Natural

S-2

MX

Seely

Provincial

S-12

Harvest

Black Walnut



Michael's

Acres

Boston

Coffee

Mission Maple

Rich Cherry

Rich Tobacco

Bing Cherry

Onyx

## Quarter Sawn White Oak



Natural

S-2


Autumn Wheat

Early American

Jacobean

Michael's

## Hickory



Natural

## Maple



Natural

Cappuccino

MX

Seely

S-14

## Brown Maple



S-12

Harvest

Michael's

Washington Cherry

Coffee

Mission Maple



Boston

Rich Cherry

Rich Tobacco

Bing Cherry

Onyx

## Cherry



Natural

MX

Seely

S-14

S-12

Harvest

Black Walnut

Michael's

Washington Cherry



Boston

Acres

Traditional

Coffee

Mission Maple

Rich Cherry

Rich Tobacco

Bing Cherry

Onyx

Actual colors may vary from photos shown.



# Paint **OPTIONS**

At Lancaster Legacy, we offer a wide range of paint and finish options to suit your decorating style. From fresh, light colors... to rich, deep shades... to brushed glazes that give furnishings a charming antique look.



Almond



White



Parchment



Sandstone



Taupe



Cottage Green



Antique Red



Navy



Hunter Green



Black

# Finishing **TECHNIQUES**


Our beautiful finishes are achieved through a variety of special techniques—all hand-applied with painstaking care. Cracks, dents and edges are highlighted to give an authentic look to our Heavy Distressed Finish, and a unique quality controlled conversion varnish resists moisture and most household chemicals to bring you years of beauty that can stand up to meals, spills and frequent cleaning.



Highlighting the edges, cracks and dents on Heavy Distressed Finish.



Final coat of varnish being applied.



# *Distressed* FINISHES

## Standard Distressing

A few nicks and rub through edges give your furniture an aged look.



Parchment  
on Brown Maple



Almond  
on Brown Maple



Sandstone  
on Brown Maple



Taupe  
on Brown Maple



Cottage Green  
on Brown Maple



Antique Red  
on Brown Maple



Navy  
on Brown Maple



Hunter Green  
on Brown Maple



Black  
on Brown Maple



Special Walnut  
on Cherry



# *Distressed* FINISHES

## Heavy Distressing

Extra nicks, filed edges and simulated cracks, highlighted with a brushed glaze give your furniture an antique look.



Parchment  
on Brown Maple



Taupe  
on Brown Maple



Cottage Green  
on Brown Maple



Antique Red  
on Brown Maple



Black  
on Brown Maple



Special Walnut  
on Brown Maple



Harvest  
on Brown Maple



Michael's Cherry  
on Brown Maple



Provincial  
on Oak



Michael's Cherry  
on Oak



# Hardware



**#01**  
Tuscan  
Pewter Knob



**#02**  
Tuscan  
Pewter Pull



**#03**  
Tuscan  
Black Iron Pull



**#04**  
Tuscan  
Black Iron Knob



**#05**  
Tuscan  
Brushed Antique  
Copper Pull



**#06**  
Tuscan  
Brushed Antique  
Copper Knob



**#07**  
Inspiration I  
Wrought Iron  
Dark Pull



**#08**  
Inspiration I  
Wrought Iron  
Dark Knob



**#09**  
Inspiration I  
Weathered  
Nickel Pull



**#10**  
Inspiration I  
Weathered  
Nickel Knob



**#16**  
Shaker  
1 1/16"  
Wood Knob



**#18**  
Forgings III  
Oil Rubbed  
Bronze Pull



**#19**  
Forgings III  
Oil Rubbed  
Bronze Knob



**#20**  
Inspiration III  
Oil Rubbed Bronze



**#21**  
Inspiration III  
Antique  
Brass Knob



**#22**  
Camarilla  
Dark Antique  
Copper Pull



**#24**  
Stickley Mission  
Black Pull



**#25**  
Stickley Mission  
Black Knob



**#26**  
Stickley Mission  
Oil Rubbed  
Bronze Pull



**#27**  
Stickley Mission  
Oil Rubbed  
Bronze Knob



**#28**  
Stickley Mission  
Antique  
English Pull



**#29**  
Stickley Mission  
Antique  
English Knob



**#30**  
Traditional  
Mission  
Black Drawer Pull



**#31**  
Traditional  
Mission  
Black Door Pull



**#32**  
Traditional  
Mission  
Black Knob



**#33**  
Traditional  
Mission  
Antique English  
Drawer Pull



**#34**  
Traditional  
Mission  
Antique English  
Door Pull



**#35**  
Traditional  
Mission  
Pewter  
Drawer Pull



**#36**  
Traditional  
Mission  
Pewter  
Door Pull



**#37**  
Hammered  
Mission  
Antique Copper  
Drawer Pull



**#38**  
Hammered  
Mission  
Antique Copper  
Door Pull



**#39**  
Hammered  
Mission  
Pewter  
Drawer Pull



**#40**  
Hammered  
Mission  
Pewter  
Door Pull



**#41**  
American  
Diner  
Satin  
Nickel Pull



**#42**  
American  
Diner  
Satin Nickel  
Knob, 1" diameter



# Hardware



**#43**  
**Palisade**  
Brass Pull



**#44**  
**Madison**  
Satin Nickel Pull



**#45**  
**Palisade**  
Satin Nickel Pull



**#46**  
**Madison**  
Satin Nickel Knob



**#47**  
**Harvest**  
Satin Nickel Pull



**#48**  
**Harvest**  
Satin Nickel Knob



**#49**  
**Harvest**  
Pewter Pull



**#50**  
**Harvest**  
Pewter Knob



**#51**  
**Madison**  
Oil Rubbed  
Bronze Pull



**#52**  
**Madison**  
Oil Rubbed  
Bronze Knob



**#53**  
**Florence**  
Oil Rubbed  
Bronze Pull



**#54**  
**Florence**  
Oil Rubbed  
Bronze Knob



**#55**  
**Clark**  
Pewter Pull



**#56**  
**Clark**  
Pewter Knob



**#59**  
**Studio**  
Bronze Highlighted  
1" Knob



**#60**  
**Studio**  
Bronze Highlighted  
1 1/4" Knob



**#61**  
**Studio**  
Bronze  
Highlighted Pull



**#62**  
**Royal Mission**  
3/4" Cherry Knob  
K49-C



**#63**  
**Royal Mission**  
1 1/2" Cherry Knob  
K51-B



**#66**  
**Shaker**  
1 1/4" Wood Knob



**#67**  
**Amish Country**  
Wheat Pull



**#68**  
**Amish Country**  
Wheat Pull



**#69**  
**Amish Country**  
Wheat Knob



**#70**  
**Antique English**  
Knob



**#71**  
**Antique English**  
Pull



**#72**  
**Antique English**  
Pull



**#73**  
**Willow**  
Solid  
Brass Pull



**#74**  
**Willow**  
Solid  
Brass Pull



**#75**  
**Willow**  
Solid  
Brass Pull



**#76**  
**Willow**  
Solid  
Brass Knob



**#77**  
**Willow**  
Satin  
Nickel Knob



**#78**  
**Key West**  
Satin Nickel Pull

# Wood Care

## GUIDE



### CONTROL THE ENVIRONMENT

To avoid cracks and splits in wood panels, keep the indoor humidity levels between 35% and 45%. Avoid placing furniture in direct sunlight or near other heat sources such as stoves or radiators. Never store furniture in an attic or damp basement.

### CLEANING RECOMMENDATIONS

Avoid dusting with a dry cloth, this may cause tiny scratches in the finish. Always use a soft damp cloth following the grain. If using a polish, avoid ones containing ammonia or silicon. Clean up spills immediately using warm soapy water.





# Warranty

## Limited Lifetime Warranty

True Wood Furniture LLC warrants the manufacture of all its furniture products to be free from defects for the lifetime of the original owner, subjected to normal use, after the date of purchase and receipt of the Purchaser. This warranty does not cover upholstery fabrics nor damages which result from neglect, abuse or acts of nature, damage or wear to any swivel mechanisms, normal wear and tear, exposure to extremes in temperatures or humidity, water damages due to immersion, fading or discoloration in finish over time, scratches, blemishes or slight color variations in wood grain, minor size variations, unauthorized repairs, alterations or misuse of the item, breakage or scratching of table tops

Chairs, bar stools, and settees are intended only for seating. Tables are to be used only for dining. Chinas and buffets are intended to be used only for storage and display. Any other use could be harmful and will invalidate this warranty.

Should service under this warranty be needed, the Purchaser must contact the dealer from which the item was purchased and return the item to that dealer.

True Wood Furniture's obligation, under this limited warranty, at the option of True Wood Furniture, is to repair if possible or replace the product with an equal type if available, within ninety days from the receipt of a written recommendation from the dealer or factory representative, and only if the product is found to be defective under normal household use and service.

Repairs and/or replacements under this warranty will be made solely by True Wood Furniture and in its sole discretion authorizes, at no charge to the Purchaser. If the dealer or representative finds it necessary to return the product to the factory, all packing and shipping costs will be charged to the Purchaser. The Purchaser will pay any and all costs for delivery to and from the dealer.



# Simply Crafted

QUALITY



Clever hidden-drawer offers storage space for flat items and blends into the beautiful molding when closed.

**WHAT DOES 'SIMPLY CRAFTED' MEAN?** It means that everything we do at Lancaster Legacy leads to elegant simplicity—from design... to wood choice... to stains and finishes... and the techniques we use to combine them. It means integrity and attention to detail every step of the way. It means beautiful, heirloom quality furniture—"simply crafted" to hand down from one generation to another.



Special mortise and tendon construction brings classic old-world style to your décor.



Each beautiful piece of Lancaster Legacy furniture is personally signed and dated by its craftsman upon completion.





Designed to stand up to everyday life beautifully, Lancaster Legacy finishes resist water marks and most other stains.



Our four-legged tables feature securely bolted legs for a solid structure that can handle years of busy lifestyles.



Stow leaf tables save space and add versatility with sturdy leaves ready to put to work whenever you need them.



Heavy-duty chair construction promises lasting strength and quality for years to come.



Table leaves are conveniently stowed below the table surface.



Add great character to your Lancaster Legacy table with our optional hand-planed top.

*Lancaster Legacy*  
SIMPLY CRAFTED

*Lancaster Legacy*  
SIMPLY CRAFTED